



MONTHLY MEMBERSHIP PROGRESS REPORT

District 13 OH2

Results as of: 3/31/2017

GMT: Cindy Gregg

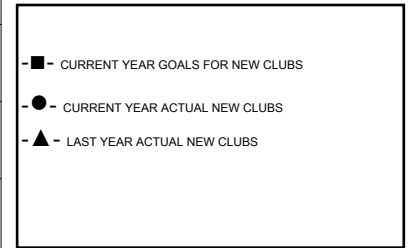
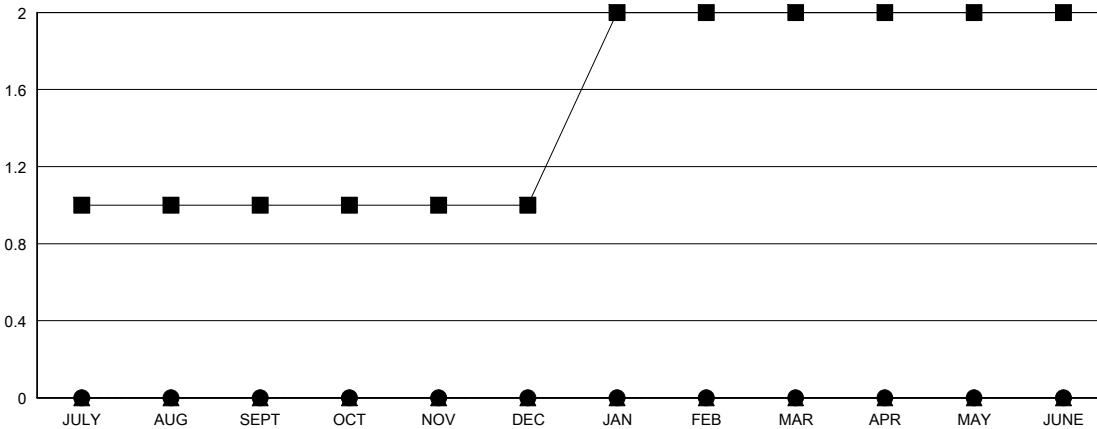
LOCATION OHIO

GMT CA

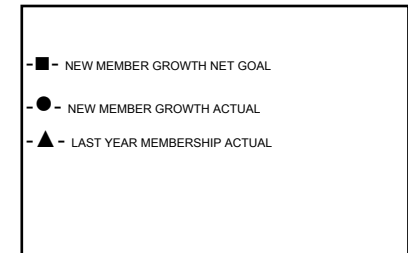
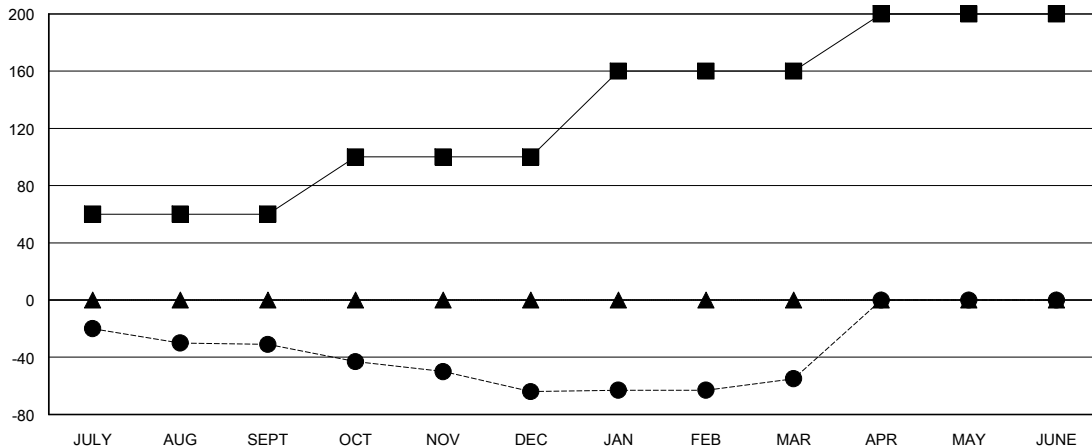
Clubs			
RESULTS FOR 2016-2017			
QUARTER	NEW CLUB GOAL	NEW CLUBS	DROPPED CLUBS
JULY/AUG/SEPT	1	0	0
OCT/NOV/DEC	0	0	0
JAN/FEB/MAR	1	0	0
APR/MAY/JUNE	0	0	0

Members			
RESULTS FOR 2016-2017			
QUARTER	NEW MEMBER GROWTH NET GOAL (not reinstated or transfers)	NEW MEMBER GROWTH ACTUAL (not reinstated or transfers)	DROPPED MEMBERS ACTUAL (including transfers)
JULY/AUG/SEPT	60	14	45
OCT/NOV/DEC	40	12	45
JAN/FEB/MAR	60	38	29
APR/MAY/JUNE	40	0	0

GOALS AND ACTUAL NEW CLUBS CUMULATIVE



GOALS AND ACTUAL MEMBERS CUMULATIVE



DROPPED CLUBS: 0	30 CLUBS OF 55 ADDED 1 OR MORE NEW MEMBERS	<u>GENDER DISTRIBUTION</u>
		MALE 1,383 (75.41%)
		FEMALE 451 (24.59%)
<u>DROPPED MEMBERS</u>	CLICK HERE FOR CUMULATIVE MEMBERSHIP DATA	TOTAL FAMILY UNIT MEMBERS 361
DECEASED 37		FAMILY MEMBERS PAYING HALF DUES 185
CLUB CANCELLED 0		
OTHER 82		
TOTAL 119		